



# ComfoWell CW 520 and CA 550

## CW 520 attenuator inspection opening




1. Undo screws



2. Carefully pull out the core element



3.



4.